

KREBS® gMAX® Hydrocyclones

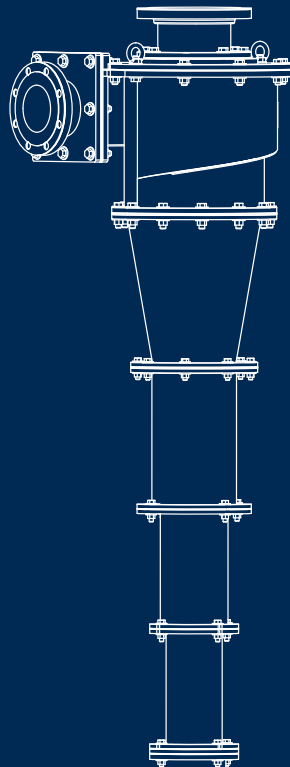
Finer particle separation with patented technology



FLS

gMAX[®] Hydrocyclone performance

We have dramatically enhanced hydrocyclone geometry and materials of construction to provide our customers with finer and sharper separations, as well as higher throughput, reliability, and product life. This improvement in performance and availability increases user's productivity.



Key benefits

- Finer, sharper particle separations at high capacities
- Fewer cyclones needed for optimal performance
- Operates at higher feed densities for same separation results
- Operates at low cyclone inlet pressure
- Retrofitted into existing installations to boost throughput

KREBS® Hydrocyclone technology leads the way in separation mining and industrial applications

Optimum cyclone performance relies on minimizing turbulence while maximizing tangential velocity. The gMAX® cyclone focuses on these two important factors, significantly advancing cyclone performance.

To achieve these two design criteria, the gMAX® incorporates performance-enhancing improvements to the inlet head, cylinder section, cones, and apex. In fact, the performance level reached by the gMAX® was once only achievable using many small-diameter cyclones, at a much higher capital cost.

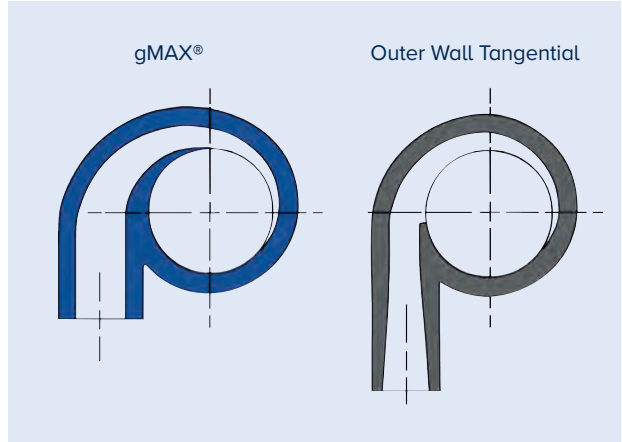
- Minerals processing
- Oil sands
- Power plants (FGD)
- Chemicals
- Automotive
- Industrial and manufacturing
- Water treatment





gMAX® inlet head

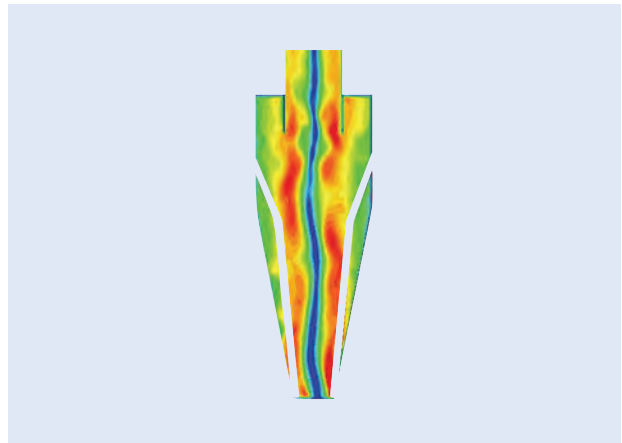
- Contoured ramped inlet pre-classifies feed and reduces turbulence
- Reduced turbulence minimizes coarse solids bypass to overflow
- Less turbulence reduces wear



The innovative gMAX® inlet



Paint wear test:
gMAX® vs. outer wall tangential



The innovative gMAX® cone

gMAX[®] Innovative hydrocyclone design

Inlet head design

The innovative gMAX[®] inlet design provides finer and sharper particle separation at high capacities. Our commitment to continuous improvement in separation technology for our mining and industrial customers is why we are the world leader in cyclones.

The outer wall involute design entrance pre-classifies the feed solids prior to entering the main body of the cyclone. The inlet head of the gMAX[®] also includes an improved vortex finder and top cover plate liner design.

These improvements result in reduced misplacement of material to the overflow and dramatically increased wear life. By using premium ceramics in the lower section of the cyclone, we've boosted overall wear life, greatly increasing the intervals between complete cyclone rebuilds.

Paint wear test: gMAX[®] vs. outer wall tangential

To validate the reduced turbulence and wear characteristics

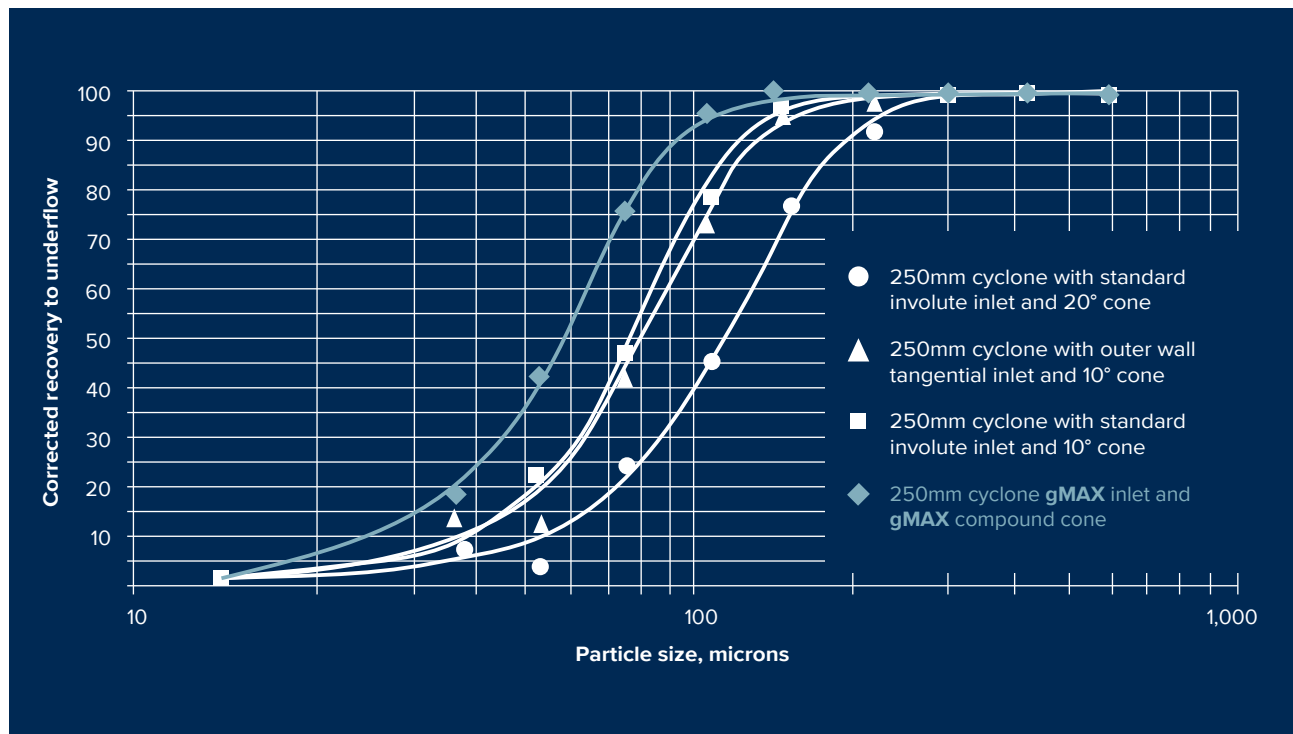
predicted using computational fluid dynamics (CFD) on the gMAX[®] inlet head design, layers of paint in different colors were applied to the gMAX[®] inlet head liner (left insert) and to competitor's outer wall tangential inlet head liner (right insert). The components were assembled onto cyclones and slurry was pumped through them in FLS Krebs' cyclone laboratory.

The resulting wear patterns show a dramatic reduction and wear as a result of the improved gMAX[®] geometry.

Cone design

Through the use of computational fluid dynamics (CFD) analysis, our gMAX[®] cyclone design features more sharply angled upper cones, followed by longer, angled lower cones.

This combination maximizes tangential velocity in the upper part of the cyclone. It also provides a long residence time in the critical separation zones in the lower part of the cyclone. The result is a substantially finer separation, with fewer fines in the underflow and less coarse material bypass to overflow.



gMAX[®] cyclone compared to other cyclones

Optional liner materials available

- BPC rubber
- Neoprene
- Nitrile
- Chlorobutyl
- Alumina
- Nitride bonded silicon carbide ceramic
- Reaction bonded silicon carbide ceramic
- Sintered alpha silicon carbide ceramic

Fabricated/cast/molded unlined cyclone materials

- 304L/316L SS
- Duplex 2205
- CD4MCU
- Monel
- Inconel
- Nickel
- Hastelloy
- Other metal alloys
- Polyurethane*

World-class service and test facilities

Our unparalleled technical staff of experienced engineers will quickly and thoroughly evaluate your potential applications and provide detailed recommendations and performance estimates. If your application requires validation testing, our hydrocyclone test lab can provide prompt testing at low cost. We also can arrange to run test cyclones at your site.





KREBS® PCV Regional Global Sales

FLSmidth Inc.

Tucson Operations
Tucson, AZ USA
Tel +1 520 744 8200
krebs@flsmidth.com

FLSmidth GmbH Austria

Neusiedl am See, Austria
Tel: +43 2167 3345
krebseurope@flsmidth.com

FLSmidth Pty Ltd.

Welshpool
Western Australia
Tel: +61 8 6258 4800
krebsaustralia@flsmidth.com

FLSmidth - Chile

Santiago, Chile
Tel: +56 2 2463 8350
krebschile@flsmidth.com

FLSmidth - South Africa

Stormill, Randburg
South Africa
Tel: +27 0 10 210 4750
krebsafrica@flsmidth.com

Learn more about our
PCV product offerings

[KREBS® Slurry Pumps](#)

[KREBS® Cyclones](#)

[KREBS® Slurry Valves](#)

[KREBS® Vessels](#)

[KREBS® DeSanders](#)

Follow us here



flsmidth.com/linkedin



flsmidth.com/twitter



flsmidth.com/facebook



flsmidth.com/instagram



flsmidth.com/youtube

Contact us

FLSmidth A/S

2500 Valby
Denmark
Tel. +45 36 18 10 00
info@flsmidth.com

FLSmidth Inc.

Tucson Operations
Tucson, AZ 85743
USA
Tel + 1 520-744-8200
krebs@flsmidth.com



flsmidth.eco/contact

Copyright © 2023 FLSmidth A/S. All Rights Reserved. FLSmidth and FLS are (registered) trademarks of FLSmidth A/S. This brochure makes no offers, representations or warranties of any kind (express or implied), and information and data contained in this brochure are for general reference only and may change at any time. FLSmidth does not guarantee or make any representation regarding the use or the results of the information or the data provided in the brochure in terms of its correctness, accuracy, reliability or otherwise, and shall not be liable for any loss or damage of any kind incurred as a result of the use of the information or data provided in the brochure.